


# Intra



colour included  
in the price




**Intra** 1900↓ × 530↔ ZX  
colour: RAL 4004

Integrated thermostatic valve, angled, right, chrome  
SLIM thermostatic head, chrome  
Integrated pipe-masking set, chrome



**TERMA**  
SINCE 1990





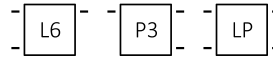
colour included  
in the price

Design : *Terma*

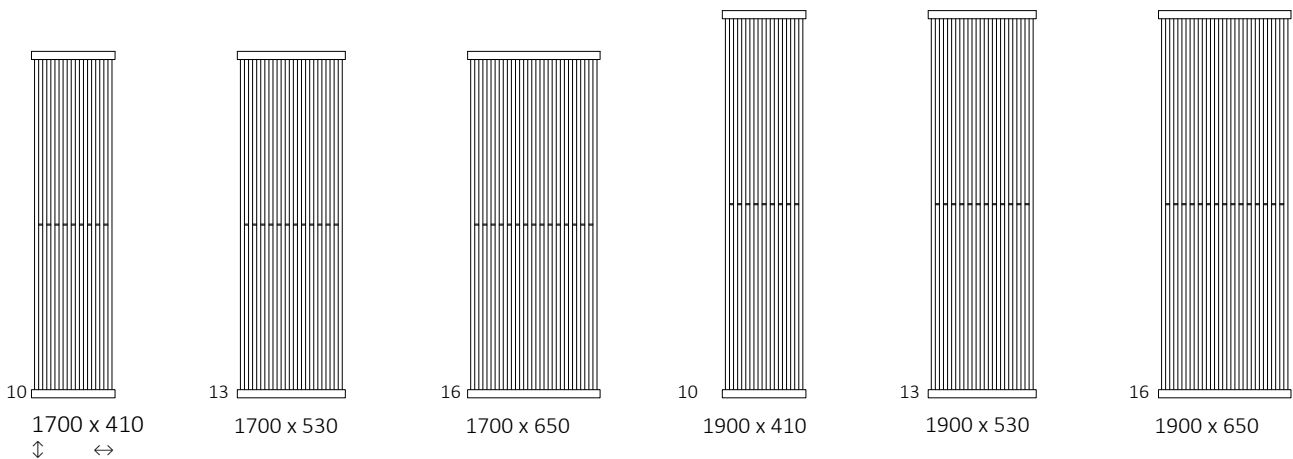
## Standard connection:



## Optional connection:



## Available sizes:



## Specification:

Working pressure: 800 kPa    Maximum operating temperature: 95°C

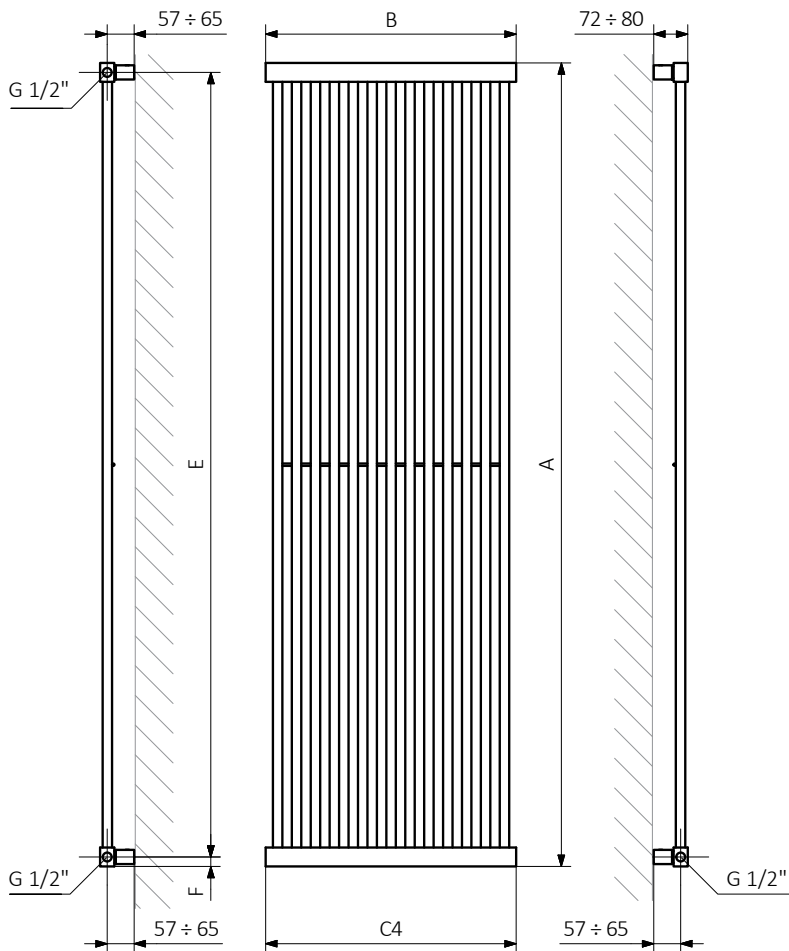
A ↓ [mm]	B ↔ [mm]	C1 [mm]	C2 [mm]	C4 [mm]	75/65/20°C [W]	55/45/20°C [W]	D [mm]	E [mm]	F [mm]	[dm³]	[kg]	Product code <small>Configuration code p. 5</small>
<b>Paint</b>												
1700	410	50	370	410	660	346	270	1660	20	5,48	16,25	WGINB170041
1700	530	50	490	530	858	450	390	1660	20	7,11	21,02	WGINB170053
1700	650	50	610	650	1056	554	510	1660	20	8,75	25,79	WGINB170065
1900	410	50	370	410	756	388	270	1860	20	6,05	17,98	WGINB190041
1900	530	50	490	530	982	506	390	1860	20	7,86	23,27	WGINB190053
1900	650	50	610	650	1209	612	510	1860	20	9,67	28,56	WGINB190065
<b>Plating</b>												
1700	410	50	370	410	462	242	270	1660	20	5,48	15,72	WGINB170041
1700	530	50	490	530	601	315	390	1660	20	7,11	20,33	WGINB170053
1700	650	50	610	650	739	387	510	1660	20	8,75	24,94	WGINB170065



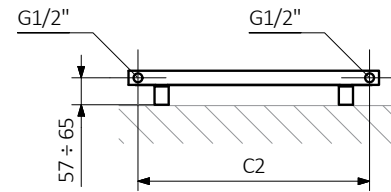
colour included  
in the price

## Technical drawing:

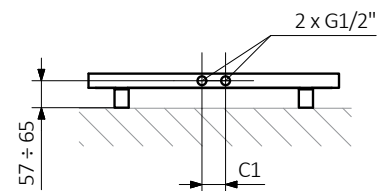
**AX**



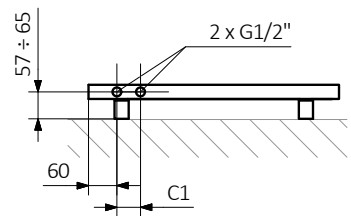
**SX**



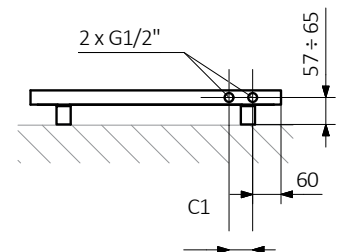
**ZX**



**YL**



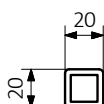
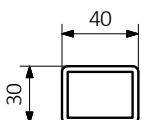
**YP**



A – Height B – Width C1-C5 – Distance between pipe centres D – Horizontal distance between mounting bracket centres  
E – Vertical distance between mounting brackets F – Distance between a mounting bracket and the bottom of the radiator

**Collector :**

**Pipe :**





colour included  
in the price

In the table with technical data, the last column lists product codes. When placing an order, please remember to quote the product code followed by the configuration code as shown in the diagram below:

## The construction of a water and dual fuel radiator product and configuration code:

WGINB170041

PRODUCT CODE  
(located in the table for the product)

K916SX

CONFIGURATION CODE  
(supplemented by hand)

### Example Configuration

**K** **916** **SX**

Package code

*K - carton box*

Colour code

Connection code

## Epoxy primer

**E** - Code of epoxy primer is an extra processes.

WGINB170041 K916SX **E** — *Extra processes or additions code*



colour included  
in the price

## Legend



Radiator available in a "water" version.



Radiator suitable for dual fuel connection. Electric heating element can be installed.



Radiator available in electric only version. It comes prefilled with a 'heating medium' and equipped with a heating element. All tested and ready to use.



Connection types dedicated for this radiator. The icon shows the flow and return connections for the radiator as well as the thermostatic valve and heating element position if applicable.



Suggested heating element power output for electric and dual fuel versions.



Weight.



Capacity.



Available in chrome finish.



colour  
included  
in the price

No additional payment for a color.